



www.CrossCreekTractor.com

Call Us: 1 (800) 462-7335

AFTERMARKET TRACTOR PARTS FOR

DAVID BROWN

**ALL PARTS LISTED ARE AFTERMARKET REPLACEMENT PARTS AND ARE NOT
PRODUCED BY THE ORIGINAL EQUIPMENT MANUFACTURER**



Contents - David Brown

Air Cleaner.....	314
Electrical	314
Engine, Crankshafts	309
Exhaust.....	309
Front Axle.....	311
Fuel.....	309
Hitch.....	313
Hydraulics, Misc.....	313
Hydraulics, Pumps.....	312
Hydraulics, Pump Parts	312
Shop Manual.....	314
Steering	311
Water Pumps	310



ENGINE, CRANKSHAFT, EXHAUST & FUEL

David Brown

CRANKSHAFT33

Replaces K961726, K912017
Crankshaft, DB 3/55, 3 Cylinder Engine



Fits 880, 885, 1190, 1194, 380CK

CRANKSHAFT48

Replaces K963412, K928415
Crankshaft, DB 219T 4/55T
Turbo Charged Engines



Fits 1410, 1490, 1394, 1494

CRANKSHAFT53

Replaces K961007, K908453
Crankshaft, DB 4/47



Fits 990A, 990B

K928275

Exhaust Elbow
1 7/8" Diameter



Fits 990, 995, 996, 1210, 1212

CRANKSHAFT19

Replaces K962224, K917985
Crankshaft, DB 4/49, 4 Cylinder Engine
4" Stroke, 2.373" Rod Journal



Fits 990 Late S/N

K311938

Fuel Pump with Glass Bowl



Fits 770, 780, 880, 885, 1190, 1194, 380

CRANKSHAFT09

Replaces K962157, K905196, K210100
Crankshaft, DB 4/55, 4 Cylinder 219CI Engine
4.5" Stroke, 2.373" Rod Journal



Fits 995, 1290, 1294, 1390 1394, 1200, 1210, 1212

K311939

Fuel Pump



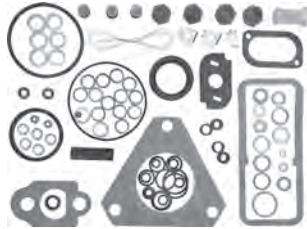
Fits 990, 995, 996, 1200, 1210, 1212, 1290, 1294, 1390, 1394, 1410, 1412, 1490, 1494, 1594, 1690, 1694, 580G, 580F

David Brown

FUEL & WATER PUMPS

7135-110

Injection Pump Repair Kit
For CAV DPA Style Pumps



7123-388

Transfer Pump Blade Kit
For CAV DPA Style Pumps



K911964


Replaces K203618
Water Pump



Fits 770, 780, 880 Live Drive S/N 1001 to 24644,
880 Non Live Drive S/N 1001 to 2983, 880

K200759


Water Pump



Fits 1594, 1690

K201750

Water Pump



Fits 1290, 1390, 1294, 1394

K262749

Replaces K262854,
K952127, K915842
Water Pump



Fits 990 Selectamatic, 1200, 990 to S/N 966384, 995 to
S/N 943287, 996 to S/N 987778, 1210 to S/N 729733,
1212 to S/N 1004296

K200679

Replaces K262883
Water Pump



Fits 990 Synchro, 995, 995, 1210, 1212, 1410, 1412

FRONT AXLE & STEERING

David Brown

K918993

Replaces K948432
Power Steering Pump
Square Style



Fits 990-1200

K957318

Replaces K944944
Power Steering Pump
Round Style



Fits 990, 995, 996, 1200, 1210, 1290, 1390, 1490

K946083

Power Steering Motor



Fits 885, 990, 995, 996, 1210, 1290, 1390, 1410, 1490

K205653

Power Steering Pump
Round Style



Fits 1690

K912411

Replaces VPJ5278
Steering Worm Shaft



Fits 880, 990, 995, 996

K207771

Replaces K948609
Power Steering Cylinder



Fits 1210, 1212, 1490, 1494, 1690

K913924

Steering Arm, L/H

Fits 990, 995, 996 Standard Steering, (1290, 1390 High Clearance)

K200597

Steering Arm, L/H

Fits 1190, 1194, 1290, 1294, 1390, 1394

K948604

Ball Peg



Fits 1210, 1212, 1410, 1490, 1494, 1594, 1690



David Brown

HYDRAULIC PUMPS, PUMP PARTS

K962635
Hydraulic Pump



Fits 880, 885, 990, 995

K919048
Hydraulic Pump
Front Mount
Single Stage



Fits 1200, 1210, 1212

K944947
Hydraulic Pump Drive Shaft Coupling



K944950
Hydraulic Pump Drive Shaft
9.120" Long, 19 Splines



K910538
Hydraulic Pump Drive Coupler



Fits 1200, 1210, 1212

K310386
Replaces K952465
Hydraulic Pump
Dual Stage



Fits 1594, 1690

K944947
Hydraulic Pump Drive Shaft Coupling



K200464
Hydraulic Pump Drive Shaft
4.635" Long 19 Spline



K200465
Hydraulic Pump Coupling



Fits 1594, 1690

K916535
Hydraulic Pump
Dual Stage



Fits 1200, 1210, 1212, 1290,
1390, 1394, 1410, 1412, 1490,
1494

K944947
Hydraulic Pump Drive Shaft Coupling



K944950
Hydraulic Pump Drive Shaft
9.120" Long, 19 Splines



K910538
Hydraulic Pump Drive Coupler



Fits 1200, 1210, 1212, 1410, 1412, 1490, 1494 - **DRIVE SHAFT AND COUPLINGS DO NOT FIT 1290, 1390, 1394**

K949605
Replaces K944907
Hydraulic Pump
Front Mount
Single Stage



Fits 1394, 1410, 1414, 1490, 1594

K944947
Hydraulic Pump Drive Shaft Coupling



K944950
Hydraulic Pump Drive Shaft
9.120" Long, 19 Splines



K910538
Hydraulic Pump Drive Coupler



Fits 1410, 1414, 1490 - **DRIVE SHAFT AND COUPLINGS DO NOT FIT 1394, 1594**

K944947
Hydraulic Pump Drive Shaft Coupling



K200464
Hydraulic Pump Drive Shaft
4.635" Long 19 Spline



K200465
Hydraulic Pump Coupling



Fits 1594 - **DRIVE SHAFT AND COUPLINGS DO NOT FIT 1394, 1410, 1414, 1490**



HYDRAULICS & HITCH

David Brown

T55222

Power Beyond Manifold
For Mounting Front
End Loaders
Inlet and Outlet Ports
1/2" - 14 NPT



Fits most David Browns

K940508

Leveling Assembly



Fits 880, 885, 990, 995, 996, 1190, 1194, 1290, 1390

K954646

Stabilizer



Fits 990, 995, 996, 1210, 1212, 1290, 1294, 1390, 1394,
1410, 1412, 1494

David Brown

ELECTRICAL, AIR CLEANERS, & SHOP MANUAL

K89772

Replaces **K954700**,
K262746, **K262819**,
K957340
Starter



Fits, 850, 880, 885, 950, 990A, 990B, 995, 996, 1200,
1210, 1410, 1412, 1212, 1290, 1390, 1490, 1294, 1394,
1494

104020A1

Replaces **K956426**,
K92293C1, **104020A1R**,
103804A1R
Alternator



Fits 885, 990, 995, 996, 1210, 1410, 1412, 1190, 1290,
1390, 1490, 1690

SWS259

Spark Plug Wire Set



Fits Most 3 & 4 Cylinder Applications

PC7-2.25

Pre-Cleaner Assembly
7" Bowl, 2.25" Mount



PC7-2.50

Pre-Cleaner Assembly
7" Bowl, 2.50" Mount



PC10-3

Pre-Cleaner Assembly
10" Bowl, 3" Mount

PC10-3.5

Pre-Cleaner Assembly
10" Bowl, 3.5" Mount



PC10-4

Pre-Cleaner Assembly
10" Bowl, 4" Mount

PC10-4.5

Pre-Cleaner Assembly
10" Bowl, 4.5" Mount



ITC203

I&T C-203 JI Case & David Brown Shop Manual

Fits David Brown Diesel Models: 770 (J.I. Case and David Brown), 780, 870, 880 (After S/N 52100), 885, 970, 980, 990 (After S/N 467870), 995, 3800, 4600; Gas Models: 770 (J.I. Case); Case-IH: 1070, 1090, 1170, 1175, 1200, 1210, 1212, 1270, 1370, 1410, 1412, 1570